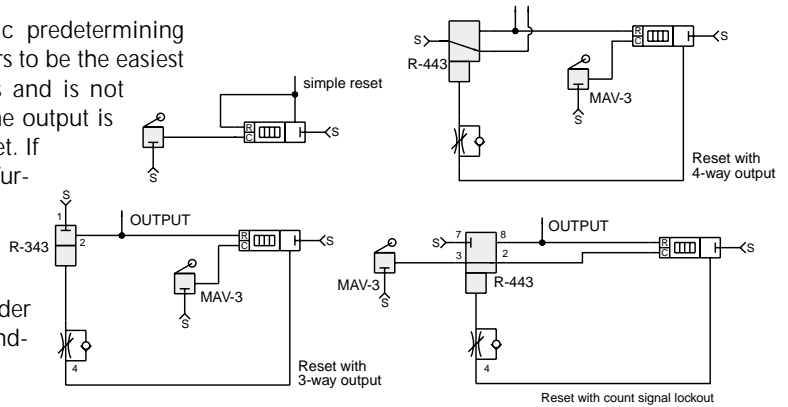


Here are some suggested means for resetting pneumatic predetermining counters. While the simple reset shown in Figure 1 appears to be the easiest means of resetting a counter, it has serious drawbacks and is not recommended. As soon as the counter begins to reset, the output is cut off and the counter may or may not be completely reset. If an output is taken from the reset loop (Figure 1), this further jeopardizes the completion of the reset conditions or, in fact, any reset at all.

The following circuits are suggested as means to reset the Clippard PC-3PM. All air logic circuits should be tested under actual conditions to determine their suitability for the intended application.

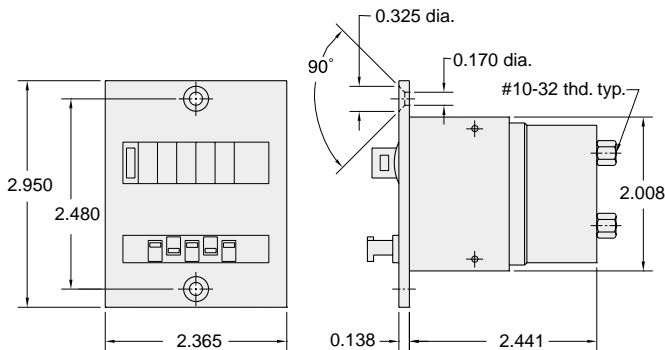


Pneumatic Predetermining Counter



This unit is a highly versatile Pneumatic Predetermining Counter. It counts down from a preselected number and gives a pneumatic signal output when zero is reached. The output can then be used to actuate or initiate machine functions. The PC-3PM can be used in combination with pneumatic logic controls, limit switches, proximity switches, and similar controls.

The counter is preset by depressing the reset button, and at the same time entering the desired preset figure by depressing the preset keys. It can be used to count products being packaged, count machine operations and cause a change in operation after the preset value has been reached.



Display: 5 figures, numerals 0.100" to 0.160"

Medium: filtered compressed air containing no oil

Connections: Z (1) Counter impulse input; Y (2) Reset impulse; P (3) Air input; A (4) Air output signal

Reset: Manual push button and pneumatic spring return

Input Pressure: 30-120 psig

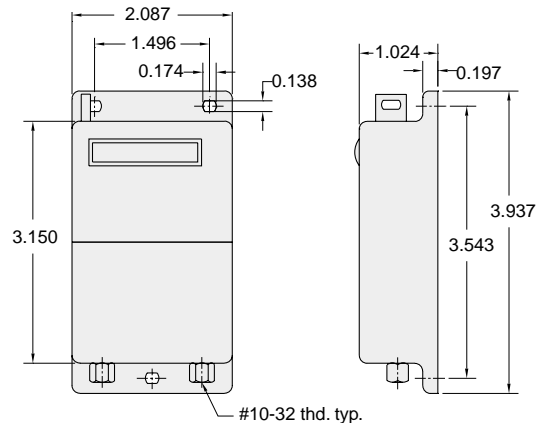
Mounting: Panel mount

Part No.	Description
PT-1SM6-Digit Pneumatic Totalizing Counter

6-Digit Pneumatic Totalizing Counter



This model is a 6-digit pneumatic totalizing counter. A pneumatic signal or impulse adds the value of 1 to the display. When the indicator reaches its maximum value, the counter starts again at zero. The counter may be reset manually by depressing the reset push button, or by an air impulse. The counter is useful for event recording, piece or part counting, for indicating program steps, cycle counting, machine time logging, and for many other purposes. The PT-1SM is designed for surface mounting.



Display: 6 figures, numerals 0.080" to 0.160"

Medium: filtered compressed air containing no oil

Reset: Manual push button and pneumatic spring return

Input Pressure: 30-120 psig

Mounting: Surface mount

Part No.	Description
PC-3PMPneumatic Predetermining Counter